

FIGHTER PLANES INSTRUMENT PANELS

SINGLE-ENGINE AIRCRAFT

P-51: Pilot's Instrument View



Centre View



Left View




Right View

P-47: Pilot's Instrument View



Centre View



Left View



Right View

Bf-109: Pilot's Instrument View



Centre View



Left View



Right View

FW-190: Pilot's Instrument View



Centre View



Left View



Right View

- 1 Compass
- 2 Artificial Horizon
- 3 Airspeed Indicator
- 4 Tachometer
- 5 Altimeter
- 6 Oil Pressure Gauge
- 7 Engine Temperature Gauge
- 8 Fuel Gauge
- 9 Manifold Pressure Gauge
- 10 Rate of Climb Indicator
- 11 Throttles
- 12 Flaps Lever
- 13 Landing Gear Handle
- 14 Battery Switch
- 15 Magnetos
- 16 Fuel Mixture
- 17 Starter Switch
- 18 Gunsight Controls
- 19 Fuel Tank Selectors
- 20 Master Battery Switch
- 21 Mainline Switch
- 22 Fuel Cock
- 23 Starter Cover and Starter
- 24 Gas Temperature Gauges
- 25 Fuel Cock levers
- 26 Starter Covers and Switches (Right cockpit side)
- 27 Starter Buttons (Throttle mounted)
- 28 Turn and Bank Indicator
- 29 Clock
- 30 Directional Gyro
- 31 Ammo Counters
- 32 Flaps Indicator
- 33 Landing Gear Indicator




TWIN-ENGINE/JET AIRCRAFT


P-38: Pilot's Instrument View



Centre View



Left View



Right View


Me-262: Pilot's Instrument View



Centre View



Left View



Right View

PILOT

Pilot's Instrument View (Instrument View/F4)

- 1. Voltmeter (AC)
- 2. Radio Compass
- 3. Flux Gate Compass
- 4. Hydraulic Oil Pressure Gauge
- 5. Pilot's Directional Indicator
- 6. Pilot's Localiser Indicator
- 7. Altimeter
- 8. (x4) Propeller Feathering Switches 1 = Engine One etc.
- 9. Airspeed Indicator
- 10. Directional Gyro
- 11. Rate of Climb Indicator
- 12. Flight Indicator
- 13. Turn and Bank Indicator
- 14. (x2) Manifold Pressure Gauges
- 15. (x2) Tachometer (RPM)
- 16. Landing Gear warning light
- 17. Bomber Call light
- 18. Tail Wheel Lock light
- 19. Flap Position Indicator (Up/Down)

Pilot's Control Panel – Left

- 20. Ammeters
- 21. Generator Switches
- 22. Battery Switches
- 23. Hydraulic Pump Servicing Switch
- 24. Voltmeter Selector
- 25. Inverter Switch

Pilot's Control Panel – Pedestal

- 26. (x4) Ignition Switches (Magnetos)
- 27. (x4) Fuel Boost Pump Switches
- 28. (x4) Fuel Shut Off Valve Switches
- 29. (x4) Cowl Flap Control Valves
- 30. Landing Gear Switch
- 31. Wing Flap Switch
- 32. (x4) Turbo Supercharger Controls
- 33. Turbo and Mixture Control Lock
- 34. Throttle Control Lock
- 35. Propeller Control Lock
- 36. (x4) Propeller Pitch Controls
- 37. (2x2) Throttle Controls
- 38. (x4) Mixture Controls (Lean-Rich)
- 39. Recognition Lights/Running Light Switches
- 40. (x2) Landing Lights Switches

B-17 INSTRUMENT PANELS



CO-PILOT

Co-Pilot's Control Panel – Right

- 41. (x4) Intercooler Controls

Co-Pilot's Instrument View

- 42. (x2) Cylinder Head Temperatures Gauges
- 43. (x2) Fuel Pressure Gauges
- 44. (x2) Oil Pressure Gauges
- 45. (x2) Oil Temperatures Gauges
- 46. (x2) Carburettor Air Temperatures Gauges (behind column)
- 47. Free Air Temperature Gauges
- 48. Fuel Quantity Gauge (US Gallons)
- 49. Carburettor Air Filter Switch
- 50. (x4) Oil Dilution Switches
- 51. Engine Starting Switches
- 52. Parking Brake Control
- 53. Engine Fire Extinguisher Controls

CONTROL KEYS

Flight Controls	Key(s)
Pitch (Nose Up)	.
Pitch (Nose Down)	.
Roll (Bank Left)	Z
Roll (Bank Right)	X
Yaw (Rudder Left)	B
Yaw (Rudder Right)	N
Flaps Up	F
Flaps Down	SHIFT + F
Steering/Brake Controls	
Left Steering Brake	B
Right Steering Brake	N
Parking Brake On	P
Parking Brake Off	SHIFT + P
Wheel Brakes On	INSERT
Wheel Brakes Off	DELETE
Tailwheel Lock On	T
Tailwheel Lock Off	SHIFT + T
Landing Gear Controls	
Landing Gear (All) Raise	Up Arrow
Landing Gear (All) Lower	SHIFT + Up Arrow
Landing Gear (Left Main) Raise	Left Arrow
Landing Gear (Left Main) Lower	SHIFT + Left Arrow
Landing Gear (Right Main) Raise	Right Arrow
Landing Gear (Right Main) Lower	SHIFT + Right Arrow
Landing Gear (Tail/Nose) Raise	Down Arrow
Landing Gear (Tail/Nose) Lower	SHIFT + Down Arrow
In-Flight Trim Controls	
Trim Positive Elevator – Fine	CTRL + END
Trim Negative Elevator – Fine	CTRL + HOME
Trim Left Aileron – Fine	CTRL + DELETE
Trim Right Aileron – Fine	CTRL + PAGE DOWN
Trim Left Rudder – Fine	CTRL + INSERT
Trim Right Rudder – Fine	CTRL + PAGE UP
Trim Positive Elevator – Coarse	SHIFT + END
Trim Negative Elevator – Coarse	SHIFT + HOME
Trim Left Aileron – Coarse	SHIFT + DELETE
Trim Right Aileron – Coarse	SHIFT + PAGE DOWN
Trim Left Rudder – Coarse	SHIFT + INSERT
Trim Right Rudder – Coarse	SHIFT + PAGE UP
Trim – Neutral	CTRL + Backspace

Engine Controls	
Select Engine 1	O
Select Engine 2	W
Select Engine 3	E
Select Engine 4	R
Start Engine	A (or Engine key + A)
Stop Engine	S (or Engine key + S)
Feather Engine	D (or Engine key + D)
Engine 1 Throttle (Up/Down)	No Default
Engine 2 Throttle (Up/Down)	No Default
Engine 3 Throttle (Up/Down)	No Default
Engine 4 Throttle (Up/Down)	No Default
Port Engines Throttles (Up/Down)	No Default
Starboard Engines Throttles (Up/Down)	No Default
Throttle Step Up	= (or Engine key + =)
Throttle Step Down	- (or Engine key + -)
Throttle Step Up – Fine	CTRL + =
Throttle Step Down – Fine	CTRL + -
Throttle Maximum	SHIFT + =
Throttle Minimum	SHIFT + -
All Throttles (Up)	+ (or Engine key + +)
All Throttles (Down)	- (or Engine key + -)
Lock Out All Engine Control	L (or Engine key + L)
War Emergency Power (WEP) Enable	K (or Engine key + K)
Engine Fire Extinguisher	J (or Engine key + J)
Game Controls	
Computer/Manual Control (Toggle)	M
Accelerate Time 2x, 4x, 8x (Cycle Through)	Home
Decelerate Time 2x, 4x, 8x (Cycle Through)	End
Pause (Toggle)	Pause
Time Skip	Return
Mini-Time Skip	CTRL + Return
Jump to Next Plane (in sequence)]
Jump to Previous Plane (in sequence)	[
Jump to Own B-17	Backspace

B-17 Controls	
Pilot Helper (Toggle)	H
Switch to Action	SHIFT + H
Start Mission	CTRL + B
Instruments View	I
Action View	A
Window (Miscellaneous) View	W
Compartment View	C
Bombardier's station (if occupied)	.
Navigator's station (if occupied)	1
Cheek Gunner's station (if occupied)	2
Pilot's station (if occupied)	3
Co-Pilot's station (if occupied)	4
Top Turret Gunner's station. (if occupied)	5
Radio Operator's station (if occupied)	6
Ball Turret Gunner (if occupied)	7
Left Waist Gunner (if occupied)	8
Right Waist Gunner (if occupied)	9
Tail Gunners Station (if occupied)	0
Any Alternative View	Spacebar
Flight Instruments	
Pilot Instruments	
(Pilot/Co-Pilot Instrument View)	F4
Co-Pilot Instruments	
(Pilot/Co-Pilot Instrument View)	F5
Engine Instruments Zoom	
(Pilot/Co-Pilot Instrument View)	F6
Directional Instruments Zoom	
(Pilot/Co-Pilot Instrument View)	F7
Fuel & Electrics Instruments Zoom	
(Pilot/Co-Pilot Instrument View)	F8
Startup & Cooling Instruments Zoom	
(Pilot/Co-Pilot Instrument View)	F9
Bombsight Controls	
Bombsight Fine Correction Adjuster	B
Bombsight Search/Track Mode	SHIFT + K
Bombsight Rate Correction Adjuster	N
Weapon Controls	
Machine Guns	,
Cannons	,
Eject Drop Tanks	CTRL + D

Padlock Targeting Controls	
Padlock Nearest Enemy	Y
Padlock Nearest B-17	CTRL + Y
Padlock Nearest Airfield	SHIFT + Y
Padlock Target Nearest Centre of View	U
Clear/Restore Padlock View	SHIFT + U
Cockpit Views	
Instrument Snap	CTRL + I
Snap View (Toggle)	CTRL + P
Other Views	
Internal View	F1
External View	F2
Chase View	Spacebar (from External view)
Bomb Release and Target View	F6
Camera Controls	
Zoom In (Coarse)	Numpad +
Zoom Out (Coarse)	Numpad -
Zoom In (Fine)	CTRL + Numpad +
Zoom Out (Fine)	CTRL + Numpad -
Reset Camera	Numpad 5
Camera Up (Coarse)	Numpad 7
Camera Down (Coarse)	Numpad 1
Camera Left (Coarse)	Numpad 4
Camera Right (Coarse)	Numpad 6
Camera Forward (Coarse)	Numpad 8
Camera Backward (Coarse)	Numpad 2
Camera Pan Left (Coarse)	Numpad 0
Camera Pan Right (Coarse)	Numpad
Camera Pan Up (Coarse)	Numpad 9
Camera Pan Down (Coarse)	Numpad 3
Camera Up (Fine)	CTRL + Numpad 7
Camera Down (Fine)	CTRL + Numpad 1
Camera Left (Fine)	CTRL + Numpad 4
Camera Right (Fine)	CTRL + Numpad 6
Camera Forward (Fine)	CTRL + Numpad 8
Camera Backward (Fine)	CTRL + Numpad 2
Camera Pan Up (Fine)	CTRL + Numpad 3
Camera Pan Down (Fine)	CTRL + Numpad 9
Camera Pan Left (Fine)	CTRL + Numpad 0
Camera Pan Right (Fine)	CTRL + Numpad .
Miscellaneous Controls	
Console Mode	ESC
Bail Out	CTRL + SHIFT + B
Quit Mission	CTRL + SHIFT + Q
Quit to Desktop	ALT + F4